


2022-23 Texas Academic Performance Report (TAPR)

District Name: GALENA PARK ISD

Campus Name: GALENA PARK MIDDLE

Campus Number: 101910041

This page is intentionally blank.





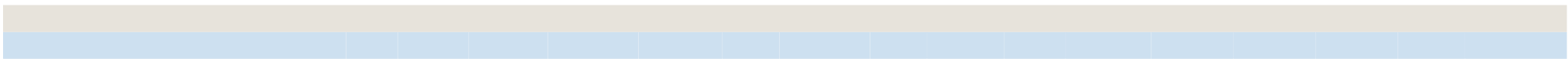
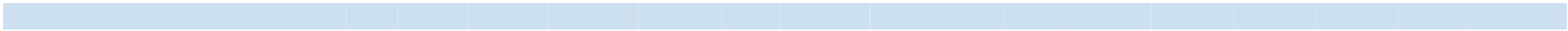
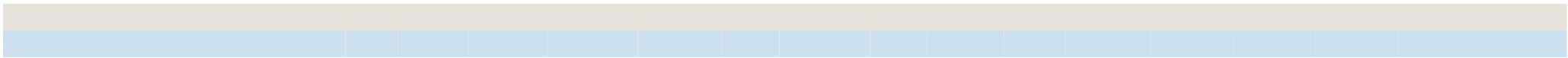

Texas Education Agency
 2022-23 STAAR Performance (TAPR)
 GALENA PARK MIDDLE (101910041) - GALENA PARK ISD - HARRIS COUNTY

	School Year	State	District	Campus	African American	Hispanic	White	American Indian	Asian	Pacific Islander	Two or More Races	Special Ed (Current)	Special Ed (Former)	Continuously Enrolled	Non-Continuously Enrolled	Econ Disadv	EB EL (Current & Monitored)
At Meets Grade Level or Above	2023	43%	62%	100%	*	100%	*	*	-	*	-	-	-	100%	100%	100%	100%
	2022	43%	66%	100%	*	100%	100%	-	-	-	-	-	*	100%	100%	100%	100%
At Masters Grade Level	2023	23%	34%	92%	*	92%	*	*	-	*	-	-	-	91%	100%	90%	93%
	2022	27%	46%	99%	*	99%	100%	-	-	-	-	-	*	99%	100%		

Texas Education Agency
 2022-23 STAAR Performance (TAPR)
 GALENA PARK MIDDLE (101910041) - GALENA PARK ISD - HARRIS COUNTY



	School Year	State	District	Campus	African American	Hispanic	White	American Indian	Asian	Pacific Islander	Two or More Races	Special Ed (Current)	Special Ed (Former)	Continuously Enrolled	Non-Continuously Enrolled	Econ Disadv	EB EL (Current & Monitored)
Reading and Mathematics Including EOC	2023	44%	44%	38%	50%	37%	56%	*	-	*	*	10%	-	41%	26%	35%	40%
	2022	41%	41%	37%	44%	37%	55%	*	-	-	*	13%	*	39%	29%	35%	34%
Reading Including EOC	2023	58%	56%	49%	60%	48%	67%	*	-	*	*	18%	-	50%	43%	47%	49%
	2022																






Texas Education Agency
 2022-23 Attendance, Graduation, and Dropout Rates (TAPR)
 GALENA PARK MIDDLE (101910041) - GALENA PARK ISD - HARRIS COUNTY

	State	District	Campus	African American	Hispanic	White	American Indian	Asian	Pacific Islander	Two or More Races	Special Ed	Econ Disadv	EB/EL
Attendance Rate													
2021-22	92.2%	93.0%	93.7%	94.3%	93.7%	93.5%	*	*	*	*	92.7%	93.4%	94.5%
2020-21	95.0%	96.7%	97.6%	96.8%	97.5%	98.2%	*	-	-	*	96.0%	97.4%	97.6%
Chronic Absenteeism													
2021-22	25.7%	21.7%	20.0%	26.8%	19.6%	21.9%							






There is no data for this campus.

Texas Education Agency
 2022-23 Staff Information (TAPR)
 GALENA PARK MIDDLE (101910041) - GALENA PARK ISD - HARRIS COUNTY

Staff Information	----- Campus -----		District	State
	Count/Average	Percent		
Total Staff	84.9	100.0%	100.0%	100.0%
Professional Staff:	79.1	93.1%	60.0%	64.1%
Teachers	66.9	78.7%	43.0%	48.7%
Professional Support	8.5	10.0%	12.7%	10.9%
Campus Administration (School Leadership)	3.8	4.5%	2.6%	3.3%
Educational Aides:	5.8	6.9%	9.0%	11.3%
Librarians and Counselors (Headcount):				
Full-time Librarians	1.0	n/a	21.0	4,258.0
Part-time Librarians	0.0	n/a	0.0	646.0
Full-time Counselors	3.0	n/a	49.0	13,815.0
Part-time Counselors	0.0	n/a	0.0	1,240.0
Total Minority Staff:	68.8	81.0%	81.2%	53.2%



Texas Education Agency
 2022-23 Staff Information (TAPR)
 GALENA PARK MIDDLE (101910041) - GALENA PARK ISD - HARRIS COUNTY

Staff Information	----- Campus -----		District	State
	Count/Average	Percent		
Number of Students per Teacher	14.1	n/a	15.0	14.8

Staff Information	Campus	District	State
Experience of Campus Leadership:			
Average Years Experience of Principals	10.0	8.6	6.1
Average Years Experience of Principals with District	10.0	7.8	5.3
Average Years Experience of Assistant Principals	3.7	6.9	5.2
Average Years Experience of Assistant Principals with District	2.7	5.8	4.4
Average Years Experience of Teachers:			
Average Years Experience of Teachers	11.0	10.3	11.0
Average Years Experience of Teachers with District:	8.4	7.9	6.9
Average Teacher Salary by Years of Experience (regular duties only):			
Beginning Teachers	\$52,642	\$53,746	\$53,300
1-5 Years Experience	\$63,895	\$63,204	\$56,516
6-10 Years Experience	\$62,704	\$65,100	\$59,732
11-20 Years Experience	\$68,840	\$68,016	\$63,389
21-30 Years Experience	\$72,484	\$72,193	\$67,876
Over 30 Years Experience	\$75,785	\$76,125	\$72,560
Average Actual Salaries (regular duties only):			
Teachers	\$65,423	\$65,136	\$60,717
Professional Support	\$72,230	\$76,015	\$72,022
Campus Administration (School Leadership)	\$91,445	\$97,321	\$85,167
Instructional Staff Percent:			
	n/a	59.4%	65.1%
Contracted Instructional Staff (not incl. above):			
	0.0	0.0	2,105.4

Program Information	---- Campus ----		District	State
	Count	Percent		
Teachers by Program (Population Served)	38	100.0%	0.000	0.000

Teachers by Program (Population Served) 38 100.0% 0.000 0.000 RG 0.149p E j d o J j 452.01ar4 129.02 0.14 13.1 re B d

Texas Education Agency
2022-23 Staff Information (TAPR)
GALENA PARK MIDDLE (101910041) - GALENA PARK ISD - HARRIS COUNTY

- Indicates there is no data for the item.
- * Indicates results are masked due to small numbers.
- ** When only one student disability or assessment group is masked, then the second smallest student disability or assessment group is masked regardless of size.
- n/a Indicates data reporting is not applicable for this group.
- ? Indicates that the data for this item were statistically improbable or were reported outside a reasonable range.

Link to: [PEIMS Financial Standard Reports 2021-22 Financial Actual Report](#)

(To open link in a new window, press the "Ctrl" key and click on the link.)